



September 3, 2015

SUBJECT: DEPARTMENT UNIFORM AND GROOMING REGULATIONS

I. PURPOSE

This Order:

- A. Reaffirms the Chicago Fire Department (CFD) policy for uniformed members, information relative to uniform definitions, uniform configurations, grooming standards, and members' responsibility for compliance;
- B. Introduces the Illustrated Guide to Uniform & Grooming Regulations (attached) to provide specific pictorial and illustrative guidance relating to uniform configurations and grooming standards, as well as a Reference Section;
- C. Provides, along with the current "Chicago Fire Department Awards Manual," the sole authorities regulating uniform, grooming, insignia and awards standards;
- D. Rescinds General Order No. 08-001 (including Addendum No. 1) and General Order No. 90-011 (including Addendum No. 1); and
- E. Becomes effective September 16, 2015.

II. POLICY

It is the policy of the CFD to establish Uniform and Grooming Regulations for all uniformed members. These regulations: (1) provide descriptions of all authorized CFD uniforms and uniform components; and (2) provide guidance for the appropriate wearing of Department uniforms during all Department and City-sponsored activities so as to present a consistent and professional image of the Department at all times. Wearing the uniform should be a matter of personal pride for all members. Any uniform standards or components regarding uniforms and grooming, which are not permitted as set forth in these regulations, are prohibited and subject to appropriate discipline.

III. AUTHORITY

CFD members shall wear the uniform of their respective ranks, as prescribed by the designated uniform prescribing authority.

- A. **PRESCRIBING AUTHORITY.** The Fire Commissioner, or designee, is the prescribing authority responsible for controlling the uniform and grooming policy for the Department. This authority shall not be delegated to anyone other than the Fire Commissioner's designee.

- B. **RANKING OFFICER PRESENT.** The ranking officer present at all facilities and/or events shall ensure compliance with the uniform and grooming policy as set forth by the prescribing authority.
- C. **UNIFORM OF THE DAY.** The prescribing authority shall select the uniforms for all personnel. Members do not have the authority to select their uniforms. There shall be only one (1) uniform of the day authorized for wear at a given time and location, unless otherwise indicated. Uniform attire must present a neatly groomed and acceptable appearance.

IV. DEFINITIONS

UNIFORM CLASS DEFINITIONS	
Class "A" (ALPHA)	Long-sleeved dress shirt with tie and dress blouse, along with all other Basic Uniform Components listed herein. <i>If the overcoat (required) and black gloves / scarf (optional) are worn, the uniform configuration shall be classified as Class "A" Winter.</i>
Class "B" (BRAVO)	Long-sleeved dress shirt with tie, along with all other Basic Uniform Components listed herein. <i>If the modified dress jacket (required) and black gloves / scarf (optional) are worn, the uniform configuration shall be classified as Class "B" Winter.</i>
Class "C" (CHARLIE)	Short-sleeved dress shirt, along with all other Basic Uniform Components listed herein.
Class "D" (DELTA)	Station wear <i>If the work jacket (e.g., high visibility jacket) (optional) is worn, the uniform configuration shall be classified as Class "D" Winter.</i>

V. UNIFORM STANDARDS

When making official references to the uniforms, insignia, and grooming standards, verbally or in any official publication, the terms set forth in these regulations shall be used.

- A. **Basic Uniform Components:** Uniform items issued by the CFD Commissary, which are the minimum items which must be worn, unless the prescribing authority directs otherwise.

- B. Prescribed Items: Uniform items, issued by the CFD Commissary, which may be directed or authorized for wear with the Basic Uniform Components. Prescribed items may be worn with the Basic Uniform Components at the member's discretion, unless otherwise directed.
- C. Optional Items: Authorized uniform items, typically available at the CFD Commissary, which are purchased at the member's expense. Optional items, where indicated, may be worn with the Basic Uniform Components at the member's discretion, unless otherwise directed.

VI. UNIFORM PERIODS OF WEAR

- A. September 1 to May 31: The Class "B" or Class "D" uniform configuration shall be worn.
- B. June 1 to August 31: The Class "C" or Class "D" uniform configuration shall be worn.
- C. April, May, September and October (Optional months): Personnel shall have the option of wearing the appropriate Class "B" or Class "C" uniform configurations, unless the prescribing authority has directed the wearing of a specific uniform configuration.

VII. GROOMING STANDARDS

- A. The primary consideration for the Department grooming standards is to provide a professional appearance for all members while wearing the CFD uniform. Grooming standards are based on several elements including, but not limited to: neatness, cleanliness, and safety. The limits set forth are reasonable, enforceable, and ensure that personal appearance contributes to a favorable Department image.
- B. All members shall observe the following general grooming standards:
 - 1. Neatness
CFD personnel must maintain the highest standards of professionalism and must remain neat in appearance at all times. The image reflected through attention to detail, while wearing any CFD uniform configuration, is a key element in the public's impression of the Department. Uniform items shall be pressed, and wrinkled items shall not be worn. All members shall tuck their shirttails into their trousers (or, when authorized, cargo shorts) at all times. Members shall not wear shoes that are untied, dirty or worn down at the heels.
 - 2. Cleanliness
Uniforms must remain clean while on duty. When uniform items become soiled, members shall change into clean uniform items. All devices and insignia shall be kept bright and free from tarnish and corrosion. Personal hygiene must be maintained.

3. Safety

- a. Department-issued Devices: Communication devices, which have been issued for official CFD business, may be worn on the uniform in the manners prescribed below:
 - i. Class "B" and Class "C" uniforms: Wireless communication devices may be worn on the belt, on either side of the body, to the rear of the elbow. Devices shall not be visible from the front and shall not be worn in such a manner as to impede the normal wear and appearance of the uniform (e.g., sagging, bunching, etc.).
 - ii. Class "A" uniform: Wireless communication devices are not to be worn in such a manner as to be visible (e.g., front, side or rear, bulging, or protruding) when wearing the Class "A" uniform. Whenever there is a concern for operational security, or inadequacy in appearance, the authorized wearing of wireless communication devices shall be at the ranking officer's discretion.
- b. Personal Communication Devices: Wireless communication devices are authorized to be worn in the same manner as Department-issued devices, except that hands-free ear devices (e.g., Bluetooth wireless or corded versions) are prohibited. The use of a personal communication device is strictly prohibited while any CFD apparatus is in motion or during any official Department function (e.g., emergency response, block party, TOC inspections, fire drills, training, etc.), unless directed by a superior Chief Officer. Whenever there is a concern for operational security, or inadequacy of appearance, the authorized wearing of wireless communication devices shall be at the ranking officer's discretion.
- c. Eyeglasses:
 - i. Prescription eyeglasses: Only styles of eyeglasses that do not detract from a professional image are permitted. Retainer straps are allowed and, if worn, shall be plain, black, and worn securely against the back of the head. Eyeglasses must be properly worn on the face and not placed on top of or on the back of the head.
 - ii. Sunglasses: Only styles of sunglasses that do not detract from a professional image are permitted. Sunglasses are prohibited in official formations, unless required by a physician's prescription. Retainer straps are allowed and, if worn, shall be plain, black, and worn securely against the back of the head. Sunglasses must be properly worn on the face and not placed on top of or on the back of the head.

- d. Department-issued radios: Portable radios, with or without straps, may be worn on all uniform configurations.

C. **PERSONAL APPEARANCE.** All members shall observe the following specific personal appearance standards, which promote a neat, professional appearance.

1. Hair

- a. General: Hair shall be kept clean, well-groomed and neatly styled in a manner that will not interfere with the proper wearing of a helmet, uniform cap or a face piece of a breathing apparatus or respirator. Varying hairstyles are permitted if such styles meet the criteria of maximum length and bulk. No hair ornaments (e.g., beads) are permitted, except those authorized below.
- b. Men: Hair above the ears and around the neck shall be tapered from the lower natural hairline upwards to blend with the hairstyle. Hair may not touch the bottom edge of the uniform shirt collar, ears or extend below the eyebrows. Hair shall not show under the front edge of the hat or helmet. Sideburns shall be neatly trimmed and tailored in the same manner as the haircut. Sideburns shall not extend below a point level with the middle of the ear, shall be of even width (not flared) and shall end with a clean-shaven horizontal line. Dyes, tints, bleaches and frostings, which result in natural colors, are authorized. Color changes that detract from a professional image are prohibited. (See the attached guide.)
- c. Women: When hair is worn loose and not gathered, it may not touch the bottom edge of the uniform shirt collar. The uniform cap shall fit securely and comfortably around the largest part of the head. Hairstyles which do not allow the uniform cap to be properly worn are prohibited. Hairpins shall not be conspicuous when the uniform cap is worn. Hair clips or ponytail bands shall be neutral in color. When hair is gathered in a ponytail style or a military bun style, it must be pinned up for safety reasons and not allowed to hang down the back. When wearing a fire helmet and/or protective hood, the hair must be totally enclosed within the helmet and/or protective hood. Dyes, tints, bleaches and frostings, which result in natural colors, are authorized. Color changes that detract from a professional image are prohibited. (See the attached guide.)

2. Shaving and Mustaches (Men)

The face shall be clean-shaven at all times while in uniform. Mustaches are authorized, but shall be kept neat and closely trimmed. A mustache shall not extend below the corners of the upper lip or beyond the outer points of the lips, or be excessively bushy, rolled or curled. The full upper lip shall be visible. The length of a member's mustache hair, fully extended, shall not exceed ½ inch. Handlebar mustaches, goatees, beards or other eccentricities (i.e., hair below the lower lip) are not permitted. (See the attached guide.)

3. Hairpieces

Wigs, hairpieces or hair extensions must fit well, present a natural appearance, and conform to the grooming standards set forth above. Hairpieces shall not interfere with the proper performance of duty nor present a safety hazard.

4. Jewelry

The following jewelry items are the only authorized optional accessories permitted for wear by CFD personnel while in uniform. For purposes of safety, there shall be no unauthorized items dangling, hanging, or suspended from the uniform (e.g., chains, keys, etc.).

- a. Rings: While in uniform, only one (1) finger ring is authorized. A finger ring shall not present a safety hazard or impede a member from donning gloves.
- b. Medal: While in uniform, only one (1) religious medal and chain may be worn and they shall not be visible.
- c. Wristwatch/bracelets: While in uniform, only one (1) wristwatch and one (1) medical identification bracelet may be worn. Ankle bracelets are not authorized while in uniform.
- d. Piercings: No earrings or other body jewelry, except as authorized above, shall be worn by any Department member while in uniform.

VIII. UNIFORM INSIGNIA

- A. All uniformed members at the rank of Engineer or Paramedic in Charge and above shall wear the appropriate insignia on the epaulets of the uniform blouse, overcoat, modified dress jacket, and on the collar of the uniform dress shirt, work shirt and sweatshirt. Only Department-approved insignia shall be worn.
- B. All uniformed members at the rank of Lieutenant or Paramedic Field Chief and above shall wear the cap insignia on the prescribed black, red or blue rosette. (See the attached guide.)
- C. Insignia of rank for uniformed personnel assigned to the Office of the Fire Commissioner, Office of the 1st Deputy Fire Commissioner, Bureau of Operations, Bureau of Logistics, Bureau of Fire Prevention and Bureau of Administrative Services shall be:

Fire Commissioner, 1st Deputy Fire Commissioner, Deputy Fire Commissioner and Assistant Deputy Fire Commissioner: Five (5) gold crossed bugles on each epaulet, collar and uniform cap. **Epaulets:** 1¼" bugles are mounted in a circular pattern and shall be centered on the epaulets between the shoulder edge and epaulet button spaced evenly between the epaulet top and bottom, with the bottom of the bugles facing the same direction as the wearer. **Collars:** 5/8" bugles mounted in a circular pattern shall be worn on the shirt collars 1" from the front leading edge of the collar to the center of the bugles and 1" from the bottom of the collar to the center of the bugles. (See the attached guide.)

District Chief: Four (4) gold crossed bugles on each epaulet, collar and uniform cap. **Epaulets:** 1¼" bugles are mounted in a circular pattern and shall be centered on the epaulets between the shoulder edge and epaulet button spaced evenly between the epaulet top and bottom, with the bottom of the bugles facing the same direction as the wearer. **Collars:** 5/8" bugles mounted in a circular pattern shall be worn on the shirt collars 1" from the front leading edge of the collar to the center of the bugles and 1" from the bottom of the collar to the center of the bugles. (See the attached guide.)

Deputy District Chief and Assistant Deputy Chief Paramedic: Three (3) gold crossed bugles on each epaulet, collar and uniform cap. **Epaulets:** 1¼" bugles are mounted in a circular pattern and shall be centered on the epaulets between the shoulder edge and epaulet button spaced evenly between the epaulet top and bottom, with the bottom of the bugles facing the same direction as the wearer. **Collars:** 5/8" bugles mounted in a circular pattern shall be worn on the shirt collars 1" from the front leading edge of the collar to the center of the bugles and 1" from the bottom of the collar to the center of the bugles. (See the attached guide.)

Battalion Chief and Paramedic Field Chief: Two (2) gold crossed bugles on each epaulet, collar and uniform cap. **Epaulets:** 1¼" bugles shall be centered on the epaulets between the shoulder edge and epaulet button spaced evenly between the epaulet top and bottom, with the bottom of the bugles facing the same direction as the wearer. **Collars:** 5/8" bugles shall be worn on the shirt collars 1" from the front leading edge of the collar to the center of the bugles and 1" from the bottom of the collar to the center of the bugles. (See the attached guide.)

Commander and Chief Pilot: Gold eagle on each epaulet and collar, and two (2) gold crossed bugles on uniform cap. **Epaulets:** ¾" x 1½" eagle shall be centered on the epaulets between the shoulder edge and epaulet button spaced evenly between the epaulet top and bottom, with the head of the eagle pointing toward the epaulet button. **Collars:** ½" x 1" eagle shall be worn on the shirt collars 1" from the front leading edge of the collar to the center of the eagle and 1" from the bottom of the collar to the center of the eagle. (See the attached guide.)

Executive Assistant: Silver eagle on each epaulet and collar and two (2) silver crossed bugles on uniform cap. **Epaulets:** ¾" x 1½" eagle shall be centered on the epaulets between the shoulder edge and epaulet button spaced evenly between the epaulet top and bottom, with the head of the eagle pointing toward the epaulet button. **Collars:** ½" x 1" eagle shall be worn on the shirt collars 1" from the front leading edge of the collar to the center of the eagle and 1" from the bottom of the collar to the center of the eagle. (See the attached guide.)

Captain: Two (2) vertical silver bugles mounted on a circular, red enamel disk on each epaulet and collar, and two silver bugles on uniform cap. ***Epaulets:*** 5/8" bugle insignia shall be centered on the epaulets between the shoulder edge and epaulet button spaced evenly between the epaulet top and bottom, with the bottom of the bugles facing the same direction as the wearer. ***Collars:*** 5/8" bugle insignia shall be worn on the shirt collars 1" from the front leading edge of the collar to the center of the bugle insignia and 1" from the bottom of the collar to the center of the bugle insignia with the bugles running parallel to the front leading edge of the collar. ***Cap:*** The bugles on the cap shall be pointing down. (See the attached guide.)

Lieutenant: Horizontal silver bugle on a red enamel background on each epaulet and collar and one (1) silver bugle on the uniform cap. ***Epaulets:*** 5/8" bugle insignia shall be centered on the epaulets between the shoulder edge and epaulet button spaced evenly between the epaulet top and bottom, with the bottom of the bugle facing the same direction as the wearer. ***Collars:*** 5/8" bugle insignia shall be worn on the shirt collars 1" from the front leading edge of the collar to the center of the bugle insignia and 1" from the bottom of the collar to the center of the bugle insignia with the bugle running parallel to the front leading edge of the collar. ***Cap:*** The bugle (the wider end of the bugle) on uniform caps shall be pointing toward the wearer's right. (See the attached guide.)

Ambulance Commander: Silver bar on each epaulet and collar. ***Epaulets:*** The bar shall be centered on the epaulets between the shoulder edge and epaulet button spaced evenly between the epaulet top and bottom, with the bottom of the bar facing the same direction as the wearer. ***Collars:*** The silver bar shall be worn parallel to the front leading edge of the collar 1" from the front leading edge of the collar to the center of the bar and 1" from the bottom of the collar to the center of the bar. (See the attached guide.)

Paramedic in Charge: Silver bar broken by two (2) black squares on each epaulet and collar. ***Epaulets:*** The bar shall be centered on the epaulets between the shoulder edge and epaulet button spaced evenly between the epaulet top and bottom, with the bottom of the bar facing the same direction as the wearer. ***Collars:*** The silver bar shall be worn parallel to the front leading edge of the collar 1" from the front leading edge of the collar to the center of the bar and 1" from the bottom of the collar to the center of the bar. (See the attached guide.)

Engineer: Silver letter "ENGR." insignia on each collar. The silver letter "ENGR." insignia shall be worn at a 90 degree angle to the front leading edge of the collar and 1½" from the front leading edge of the collar to the center of the "ENGR." insignia and 1½" from the bottom of the collar to the center of the "ENGR." insignia. (See the attached guide.)

D. SHOULDER PATCHES

1. The CFD shoulder patch and flag patch shall be worn on the long-sleeved dress shirt, short-sleeved dress and work shirts, modified dress jacket, authorized high-visibility (hi-vis) jacket with insignia of rank for Chief Officers, uniform blouse, and overcoat. (See the attached guide.)

2. The CFD shoulder patch shall be worn on the left sleeve and the flag patch on the right sleeve. The patches shall be centered 1" from the shoulder seam.
3. All Engineers, EMTs and Paramedics shall wear the appropriate commissary-issued rocker patch on the left sleeve, directly below the CFD shoulder patch on all uniform items, including the uniform blouse, modified dress jacket, hi-vis jacket and overcoat. (See the attached guide.)
4. Members assigned or detailed as Training Instructors, below the ranks of Chief Officer or Commander, shall wear the CFD shoulder patch centered 1" from the shoulder seam on the left sleeve and the Training Division shoulder patch centered 1" from the shoulder seam on the right sleeve. (See the attached guide.)

E. DISPLAY OF SERVICE BARS AND/OR STARS

All uniformed members shall wear service bars and/or stars on the overcoat, modified dress jacket and uniform blouse, upon completion of the following periods of service:

5 years: One (1) bar	25 years: One (1) star and one (1) bar
10 years: Two (2) bars	30 years: One (1) star and two (2) bars
15 years: Three (3) bars	35 years: One (1) star and three (3) bars
20 years: One (1) star	40 years: Two (2) stars

The color of the bars and stars shall correspond with the color of the insignia on the member's uniform cap. On the modified dress jacket and uniform blouse, members shall wear any bars and/or stars on the outside of the left sleeve, centered and with the bottom bar or star placed 3" from the edge of the sleeve. On overcoats, the bars and/or stars shall be placed 5" from the edge of the sleeve. When the length of service equals or exceeds 25 years, the bottom of the service bar shall be positioned ½" above the star. When the length of service equals or exceeds 40 years, the second star shall be positioned ½" above the first.

F. AUTHORIZED UNION INSIGNIA

The union insignia is an optional item which is authorized for wear as follows: Employees may wear the official union insignia on their Class A, Class B (modified dress jacket only), Class C, and Class D uniforms. On the Class A, Class B and Class C uniform, the insignia shall be a pin, no larger than a U.S. dime, centered ¼" above the member's nameplate. On the Class D uniform, the insignia shall be an iron-on patch, no larger than a U.S. quarter, centered 1" above the top of the name patch. (See the attached guide.)

G. MISCELLANEOUS AUTHORIZATIONS/EXEMPTIONS

1. When an assignment, detail, ceremony, appearance, or official visit requires the Class "A", Class "B" or Class "C" uniform, the complete uniform shall be worn, including the cap. Members wearing the Class "A", Class "B" or Class "C" uniform shall wear the cap at all times when outdoors, except when the member is entering or exiting his or her assigned work location (e.g., District or Battalion Headquarters). The cap may also be doffed when riding in a vehicle or when indoors, unless the ranking officer orders the member(s) to continue wearing the cap.
2. The authorized high-visibility (hi-vis) jacket is a prescribed uniform item for uniformed members within the Division of EMS, below the rank of Paramedic Field Chief. The authorized hi-vis jacket is an optional item for all other uniformed members, purchased at their own expense. (See the attached guide.)
3. Members who have received a Department award(s), shall wear the ribbon bar(s) on the authorized Class "A" uniform blouse only. (See the current "Chicago Fire Department Awards Manual.")
4. All optional uniform articles shall be in accordance with current department uniform specifications. (See the attached guide.)

IX. ANNUAL UNIFORM INSPECTION

- A. Bureau commanders, or their designees, shall conduct an annual inspection of the Class "A", Class "B", Class "C" and/or Class "D" dress uniforms and personal protective clothing of all members under their command, as directed by the Fire Commissioner or designee.
- B. All members are required to have in their possession, and available for inspection, all uniform items designated for their rank, which shall comply with the uniform standards and specifications, including, but not limited to a Department identification card, Illinois driver's license (where required) and EMT or Paramedic license (where required).

X. PROHIBITIONS AND DIRECTIVES

Members:

- A. Shall, while in uniform, be subject to the provisions of this General Order, as well as the Code of Professional Conduct of the Chicago Fire Department, at all times.
- B. Shall, upon retirement while wearing the uniform, adhere to all uniform and grooming standards when attending any Department or city-sponsored function so as not to cause dishonor, disgrace, or embarrassment to the Department. If a retired member is not in conformance (e.g., hair length, facial hair, etc.), he or she will not be allowed to participate.

- C. Shall not wear or display the Department-issued badge, except on the short-sleeved dress shirt, uniform blouse or modified dress jacket or while on call for the emergency response duty.
- D. Shall not wear and/or carry the Department-issued badge while off duty.
- E. Shall not wear any unauthorized pins, insignia, badges or similar accessories not specified in this Order.
- F. Shall not wear any unapproved cap.
- G. Shall not wear shirttails outside of trousers (or, when authorized, cargo shorts).
- H. Shall not wear any approved uniform item or protective clothing item while off duty.
- I. Shall not wear suspenders, other than the bunker pants suspenders with the bunker pants.
- J. Shall not wear any footwear that is unfastened, dirty, worn down at the heels, or unpolished or station boots that have the pant cuffs tucked into the boot.
- K. Shall not wear station boots with the Class "A", Class "B" or Class "C" uniforms.
- L. Shall not turn or roll the sleeves of their uniform shirt.
- M. Shall not conceal or alter the cap insignia, nameplate or badge. The only exception shall be when a mourning band is affixed to the badge for line of duty death services.
- N. Shall not loosen or lower the tie.
- O. Shall wear a uniform that is pressed and in good condition.
- P. Shall completely button both the long-sleeved dress shirt and blouse.
- Q. Shall wear the uniform cap at all times, while outdoors, except when the member is entering or leaving their assigned work location (e.g., District or Battalion Headquarters).
- R. Shall wear black, calf length socks of plain design.
- S. Shall not wear baseball caps if above the rank of Captain or Ambulance Commander.
- T. Shall not wear any individual component of the uniform without wearing the entire uniform configuration.

XI. ENFORCEMENT OF UNIFORM AND GROOMING STANDARDS

- A. All members are responsible for having uniform items that are worn beyond serviceability inspected by the designated Departmental Commissary Liaison, or their designee, and repaired or replaced as determined by the Department.
- B. All uniform items are subject to inventory by supervisory personnel, as required.
- C. All supervisory personnel have the authority and responsibility to ensure that uniform and grooming standards are strictly adhered to, by any subordinate member, even if that member is not directly assigned to that supervisor; and shall be held accountable for subordinates' compliance with this Order.
- D. Supervisory personnel shall ensure compliance with uniform and grooming standards, and shall take immediate and appropriate action to correct any deficiencies and initiate the disciplinary process.

XII. UNIFORM CONFIGURATIONS

A. CLASS "A" (ALPHA) UNIFORM (Chief Officers, Commanders and Above)

OCCASIONS FOR WEAR

Shall be worn at events as prescribed by the Fire Commissioner or designee, and when reporting to the Medical Division while on medical status.

BASIC UNIFORM COMPONENTS

- Regulation white uniform cap with insignia
- Uniform blouse, navy blue, insignia of rank and award ribbons with service tenure
- Badge and name tag (gold)
- Dress shirt, long-sleeved, white, insignia of rank
- Necktie, black (male); black continental crossover style (female)
- Dress trousers, navy blue, wool/polyester blend (55/45)
- Belt, black, Garrison-style, with appropriate gold buckle
- Socks, black, calf length socks of plain design
- Shoes, high gloss, black oxford, with black laces

PRESCRIBED ITEMS

- Overcoat, navy blue, insignia of rank with service tenure (*Class "A" Winter - required*)
- Trench style raincoat, black
- Gloves, white (required for occasions as designated by the Fire Commissioner)

OPTIONAL ITEMS

- Cotton short-sleeved or sleeveless T-shirt (crew neck, V-neck, scoop neck or tank top), white, with no visible markings
- Tie clasp/tack, plain or with a CFD-themed logo or military logo (male - necktie)

- Gloves, black (*Winter - optional*)
- Overshoes, black
- Scarf (with overcoat only), navy blue or black (*Winter - optional*)
- Umbrella, black

**B. CLASS “A” (ALPHA) UNIFORM
(Captains, Lieutenants and Ambulance Commanders)**

OCCASIONS FOR WEAR

Shall be worn at events as prescribed by the Fire Commissioner or designee and when reporting to the Medical Division while on medical status.

BASIC UNIFORM COMPONENTS

- Regulation white uniform cap with insignia
- Uniform blouse, navy blue, insignia of rank and award ribbons with service tenure
- Badge and name tag (silver)
- Dress shirt, long-sleeved, white, insignia of rank
- Necktie, black (male); black continental crossover style (female)
- Dress trousers, navy blue, wool/polyester blend (55/45)
- Belt, black, Garrison-style, with appropriate silver buckle
- Socks, black, calf length socks of plain design
- Shoes, high gloss, black oxford, with black laces

PRESCRIBED ITEMS

- Overcoat, navy blue, insignia of rank with service tenure (*Class “A” Winter - required*)
- Trench style raincoat, black (Fire Prevention Bureau (FPB) personnel only)
- Gloves, white (required for occasions as designated by the Fire Commissioner)

OPTIONAL ITEMS

- Cotton short-sleeved or sleeveless T-shirt (crew neck, V-neck, scoop neck or tank top), white, with no visible markings
- Tie clasp/tack, plain or with a CFD-themed logo or military logo (male - necktie)
- Trench style raincoat, black
- Gloves, black (*Winter - optional*)
- Overshoes, black
- Scarf (with overcoat only), navy blue or black (*Winter - optional*)
- Umbrella, black

**C. CLASS “A” (ALPHA) UNIFORM
(Engineers, Firefighters, Paramedics in Charge and Fire Paramedics)**

OCCASIONS FOR WEAR

Shall be worn at events as prescribed by the Fire Commissioner or designee and when reporting to the Medical Division while on medical status.

BASIC UNIFORM COMPONENTS

- Regulation navy blue uniform cap with insignia

- Uniform blouse, navy blue, insignia of rank and award ribbons with service tenure
- Badge and name tag (silver)
- Dress shirt, long-sleeved, navy blue (at the rank of Firefighter or Fire Paramedic)
- Dress shirt, long-sleeved, white, insignia of rank (at the rank of Engineer, Paramedic in Charge and FPB personnel)
- Necktie, black (male); black continental crossover style (female)
- Dress trousers, navy blue, wool/polyester blend (55/45)
- Belt, black, Garrison-style, with appropriate silver buckle
- Socks, black, calf length socks of plain design
- Shoes, high gloss, black oxford, with black laces

PREScribed ITEMS

- Overcoat, navy blue, insignia of rank with service tenure (*Class "A" Winter – required*)
- Trench style raincoat, black (FPB personnel only)
- Gloves, white (required for occasions as designated by the Fire Commissioner)

OPTIONAL ITEMS

- Cotton short-sleeved or sleeveless T-shirt (crew neck, V-neck, scoop neck or tank top), rank appropriate in color, with no visible markings
- Tie clasp/tack, plain or with a CFD-themed logo or military logo (male - necktie)
- Trench style raincoat, black
- Gloves, black (*Winter - optional*)
- Overshoes, black
- Scarf (with overcoat only), navy blue or black (*Winter - optional*)
- Umbrella, black

D. CLASS "B" (BRAVO) UNIFORM (Chief Officers, Commanders and Above)

PERIOD OF WEAR

September 1 to May 31

OCCASIONS FOR WEAR

Shall be the uniform of the day.

BASIC UNIFORM COMPONENTS

- Regulation white uniform cap with insignia
- Modified dress jacket, navy blue, insignia of rank with service tenure (*Class "B" Winter – required*)
- Badge and name tag (gold)
- Dress shirt, long-sleeved, white
- Necktie, black (male); black continental crossover style (female)
- Dress trousers, navy blue, polyester/wool blend (65/35)
- Belt, black, Garrison-style, with appropriate gold buckle

- Socks, black, calf length socks of plain design
- Shoes, high gloss, black oxford, with black laces

PRESCRIBED ITEMS

- Trench style raincoat, black

OPTIONAL ITEMS

- Cotton short-sleeved or sleeveless T-shirt (crew neck, V-neck, scoop neck or tank top), white, with no visible markings
- “V-neck” (pull-over or zippered) sweater, navy blue (may be worn as an outer garment year-round), with authorized patches
- Hi-vis jacket with insignia of rank may be worn between the hours of 1800 and 0700, and may not be substituted for the modified dress jacket between the hours of 0700 and 1800.
- Hi-vis jacket with insignia of rank may be worn by members with response duty, while not in uniform.
- Tie clasp/tack, plain or with a CFD-themed logo or military logo (male - necktie)
- Trench style raincoat, black
- Gloves, black (*Winter - optional*)
- Overshoes, black
- Scarf (with modified dress jacket), navy blue or black (*Winter - optional*)
- Umbrella, black

E. CLASS “B” (BRAVO) UNIFORM (Captain, Lieutenants and Ambulance Commanders – Only Non-Platoon, Assigned and Detailed Personnel, including FPB Personnel)

PERIOD OF WEAR

September 1 to May 31

OCCASIONS FOR WEAR

Shall be worn when assigned or detailed to CFD Headquarters or other CFD administrative facility and/or while on special details, public assemblies, attending official CFD functions as the Fire Commissioner or designee directs.

BASIC UNIFORM COMPONENTS

- Regulation white uniform cap with insignia
- Modified dress jacket, navy blue, insignia of rank with service tenure (non-platoon, assigned personnel only) (*Class “B” Winter – required*)
- Badge and name tag (silver)
- Dress shirt, long-sleeved, white
- Necktie, black, (male); black continental crossover style (female)
- Dress trousers, navy blue, polyester/wool blend (65/35)
- Belt, black, Garrison-style, with appropriate silver buckle
- Socks, black, calf length socks of plain design
- Shoes, high gloss, black oxford, with black laces

PRESCRIBED ITEMS

- Trench style raincoat, black (FPB personnel only)

OPTIONAL ITEMS

- Cotton short-sleeved or sleeveless T-shirt (crew neck, V-neck, scoop neck or tank top), white, with no visible markings
- “V-neck” (pull-over or zippered) sweater, navy blue (may be worn as an outer garment year-round), with authorized patches
- Tie clasp/tack, plain or with a CFD-themed logo or military logo (male - necktie)
- Trench style raincoat, black
- Gloves, black (*Winter - optional*)
- Overshoes, black
- Scarf (with modified dress jacket), navy blue or black (*Winter - optional*)
- Umbrella, black

F. CLASS “B” (BRAVO) UNIFORM

(Engineers, Firefighters, Paramedics in Charge and Fire Paramedics – Only Non-Platoon, Assigned and Detailed Personnel, including FPB Personnel)

PERIOD OF WEAR

September 1 to May 31

OCCASIONS FOR WEAR

Shall be worn when assigned or detailed to CFD Headquarters or other CFD administrative facility and/or while on special details, public assemblies, attending official CFD functions as the Fire Commissioner or designee directs.

BASIC UNIFORM COMPONENTS

- Regulation navy blue uniform cap with insignia
- Modified dress jacket, navy blue, insignia of rank with service tenure (non-platoon, assigned personnel only) (*Class “B” Winter – required*)
- Badge and name tag (silver)
- Dress shirt, long-sleeved, white
- Necktie, black (male); black continental crossover style (female)
- Dress trousers, navy blue, polyester/wool blend (65/35)
- Belt, black, Garrison-style, with appropriate silver buckle
- Shoes, high gloss, black oxford, with black laces
- Socks, black, calf length socks of plain design

OPTIONAL ITEMS

- Cotton short-sleeved or sleeveless T-shirt (crew neck, V-neck, scoop neck or tank top), white, with no visible markings
- “V-neck” (pull-over or zippered) sweater, navy blue (may be worn as an outer garment year-round), with authorized patches
- Hi-vis jacket may be worn between the hours of 1800 to 0700.
- Tie clasp/tack, plain or with a CFD-themed logo or military logo (male - necktie)
- Trench style raincoat, black

- Gloves, black (*Winter - optional*)
- Overshoes, black
- Scarf (with modified dress jacket), navy blue or black (*Winter - optional*)
- Umbrella, black

**G. CLASS "C" (CHARLIE) UNIFORM
(Chief Officers, Commanders and Above)**

PERIOD OF WEAR

June 1 to August 31

OCCASIONS FOR WEAR

Shall be the uniform of the day.

BASIC UNIFORM COMPONENTS

- Regulation white uniform cap with insignia
- Dress shirt, short-sleeved, white, insignia of rank
- Badge and name tag (gold)
- Dress trousers, navy blue, wool/polyester blend (55/45)
- Belt, black, Garrison-style, with appropriate gold buckle
- Socks, black, calf length socks of plain design
- Shoes, high gloss, black oxford, with black laces

PRESCRIBED ITEMS

- Trench style raincoat, black

OPTIONAL ITEMS

- Cotton short-sleeved or sleeveless T-shirt (crew neck, V-neck, scoop neck or tank top), white, with no visible markings
- "V-neck" (pull-over or zippered) sweater, navy blue (may be worn as an outer garment year-round), with authorized patches.
- Overshoes, black
- Umbrella, black

**H. CLASS "C" (CHARLIE) UNIFORM
(Captains, Lieutenants and Ambulance Commanders)**

PERIOD OF WEAR

June 1 to August 31

OCCASIONS FOR WEAR

Shall be worn at events as prescribed by the Fire Commissioner or designee for platoon personnel. For non-platoon personnel, shall be worn when assigned or detailed to CFD Headquarters or other CFD administrative facility and/or while on special details, public assemblies, attending official CFD functions as the Fire Commissioner or designee directs.

BASIC UNIFORM COMPONENTS

- Regulation white uniform cap with insignia

- Dress shirt, short-sleeved, white, insignia of rank
- Badge and name tag (silver)
- Dress trousers, navy blue, wool/polyester blend (55/45)
- Belt, black, Garrison-style, with appropriate silver buckle
- Socks, black, calf length socks of plain design
- Shoes, high gloss, black oxford, with black laces

PREScribed ITEMS

- Trench style raincoat, black (FPB personnel only)

OPTIONAL ITEMS

- Cotton short-sleeved or sleeveless T-shirt (crew neck, V-neck, scoop neck or tank top), white, with no visible markings
- Trench style raincoat, black
- Overshoes, black
- Umbrella, black

I. CLASS "C" (CHARLIE) UNIFORM (Engineers, Firefighters, Paramedics in Charge and Fire Paramedics)

PERIOD OF WEAR

June 1 to August 31

OCCASIONS FOR WEAR

Shall be worn at events as prescribed by the Fire Commissioner or designee for platoon personnel. For non-platoon personnel, shall be worn when assigned or detailed to CFD Headquarters or other CFD administrative facility and/or while on special details, public assemblies, attending official CFD functions as the Fire Commissioner or designee directs.

BASIC UNIFORM COMPONENTS

- Regulation navy blue uniform cap with insignia
- Dress shirt, short-sleeved, navy blue (at the rank of Firefighter or Fire Paramedic)
- Dress shirt, short-sleeved, white, insignia of rank (at the rank of Engineer and Paramedic in Charge)
- Dress shirt, short-sleeved, white (at the rank of Firefighter or Fire Paramedic) when assigned or detailed as set forth above.
- Dress shirt, short-sleeved, white (FPB personnel)
- Badge and name tag (silver)
- Dress trousers, navy blue, wool/polyester blend (55/45)
- Belt, black, Garrison-style, with appropriate silver buckle
- Socks, black, calf length socks of plain design
- Shoes, high gloss, black oxford, with black laces

PREScribed ITEMS

- Trench style raincoat, black (FPB personnel only)

OPTIONAL ITEMS

- Cotton short-sleeved or sleeveless T-shirt (crew neck, V-neck, scoop neck or tank top), navy blue, with no visible markings (at the rank of Firefighter or Fire Paramedic)
- Cotton short-sleeved or sleeveless T-shirt (crew neck, V-neck, scoop neck or tank top), white, with no visible markings (at the rank of Engineer and Paramedic in Charge)
- Cotton short-sleeved or sleeveless T-shirt (crew neck, V-neck, scoop neck or tank top), white, with no visible markings (at the rank of Firefighter or Fire Paramedic) when assigned or detailed as set forth above.
- Trench style raincoat, black
- Overshoes, black
- Umbrella, black

J. CLASS “D” (DELTA) UNIFORM
(Captains, Lieutenants, Engineers, Firefighters, Ambulance Commanders, Paramedics in Charge and Fire Paramedics)

OCCASIONS FOR WEAR

Shall be worn while on platoon duty at a CFD facility.

BASIC UNIFORM COMPONENTS

- Shirt, short-sleeved, navy blue, with name and rank patch and insignia of rank, where required
- Trousers, navy blue
- Belt, black, Garrison-style, with appropriate silver buckle
- Socks, black, calf length socks of plain design
- Station boots, leather, black

PRESCRIBED ITEMS (Division of EMS only)

- Hi-vis jacket

OPTIONAL ITEMS

- Cotton T-shirt, short-sleeved or sleeveless, in a crew neck, V-neck, scoop neck or tank top style, navy blue. The only authorized markings on the authorized navy blue T-shirt are the white CFD Maltese on the front, left chest, and the white “C.F.D.” abbreviation on the back of the T-shirt. The authorized T-shirt shall not be worn as an outer garment. However, the bunker gear coat may be doffed and the T-shirt may be worn with the bunker gear pants under the following conditions: during formal rehab; while picking up from an emergency scene (e.g., bedding hose or ladders, etc.); and/or upon arrival at the scene of an EMS response, provided no member’s safety is compromised. All PPE must be redonned prior to remounting the apparatus.
- Approved collared sweatshirt, navy blue, with appropriate insignia of rank, where required, may be worn year-round over the navy blue, short-sleeved shirt, following roll call. The approved collared sweatshirt, navy blue, may only be altered by replacing the zipper with a full length, black or navy blue zipper, at the member’s own expense.

- Cargo shorts may be worn during the period of wear from June 1 to August 31 only by members working in the capacity of a CFD diver assigned or detailed to the following Air Sea Rescue units: Fast Boat – 6-8-8; dive team – 6-8-7; and the helicopter divers on 6-8-1 and/or 6-8-2. Also, all members assigned or detailed to the Fire Boat (Engine Co. 2) may wear cargo shorts during the period of wear from June 1 to August 31.
- Hi-vis jacket (*Winter - optional*)
- Scarf, black or navy blue (*Winter - optional*)
- Watch cap, black or navy blue, and shall not be worn inside any structure while not on an emergency response. (*Winter - optional*)
- Baseball cap may be worn (year-round) only in the prescribed manner and shall not be worn inside any structure while not on an emergency response. The baseball cap shall only be worn with the Class “D” Uniform. When worn, the bill shall face forward only, in the direction of the wearer. The bill shall not be bent or altered in any manner. The only authorized logos on the baseball cap shall be “Chicago Fire Dept.” on the front and the Maltese on the back. (See the attached guide.)

K. CLASS “D” (DELTA) UNIFORM
(Candidate Firefighter/EMTs, Candidate Firefighter/Paramedics and Candidate Fire Paramedics)

OCCASIONS FOR WEAR

Shall be worn while on duty at a CFD facility for eighteen (18) months from entry into the Training Academy.

BASIC UNIFORM COMPONENTS

- Shirt, short-sleeved, light blue, with name patch and file number patch¹
- Trousers, navy blue
- Belt, black, Garrison-style, with appropriate silver buckle
- Socks, black, calf length socks of plain design
- Station boots, leather, black

PRESCRIBED ITEMS (Division of EMS only)

- Hi-vis jacket

OPTIONAL ITEMS

- Cotton T-shirt, short-sleeved or sleeveless, in a crew neck, V-neck, scoop neck or tank top style, navy blue. The only authorized markings on the authorized navy blue T-shirt are the white CFD Maltese on the front, left chest, and the white “C.F.D.” abbreviation on the back of the T-shirt. The authorized T-shirt shall not be worn as an outer garment. However, the bunker gear coat may be doffed and the T-shirt may be worn with the bunker gear pants under the following conditions: during formal rehab; while picking up from an emergency scene (e.g., bedding hose or ladders, etc.); and/or upon arrival at the scene of an EMS response, provided no member’s safety is compromised. All PPE must be redonned prior to remounting the apparatus.

¹ Authorized shoulder and flag patches will be affixed upon graduation from the Training Academy.

- Approved collared sweatshirt, navy blue, may be worn year-round over the light blue, short-sleeved shirt, following roll call. The approved collared sweatshirt, navy blue, may only be altered by replacing the zipper with a full length, black or navy blue zipper, at the member's own expense.
- Hi-vis jacket
- Scarf, black or navy blue (*Winter - optional*)
- Watch cap, black or navy blue, and shall not be worn inside any structure while not on an emergency response. (*Winter - optional*)
- Baseball cap may be worn (year-round) only in the prescribed manner and shall not be worn inside any structure while not on an emergency response. The baseball cap shall only be worn with the Class "C" Station Uniform. When worn, the bill shall face forward only, in the direction of the wearer. The bill shall not be bent or altered in any manner. The only authorized logos on the baseball cap shall be "Chicago Fire Dept." on the front and the Maltese on the back. (See the attached guide.)

L. **TRAINING INSTRUCTOR UNIFORM**

CLASS "C" (CHARLIE) and/or CLASS "D" (DELTA)

(All ranks, assigned or detailed, below Chief Officer and Commander)

BASIC CLASSROOM UNIFORM COMPONENTS – CLASS "C"

- Dress shirt, short-sleeved white, with instructor patch
- Instructor Insignia
- Badge and name tag (white)
- Dress trousers, navy blue, polyester/wool blend (65/35)
- Belt, black, Garrison-style, with appropriate silver buckle
- Socks, black, calf length socks of plain design
- Shoes, high gloss, black oxford, with black laces

OPTIONAL ITEMS (BASIC CLASSROOM)

- "V-neck" (pull-over or zippered) sweater, navy blue (may be worn as an outer garment year-round), with authorized patches.
- Hi-vis jacket
- Drill Instructor cover and device (See "Academy Order 01-15")

BASIC FIELD EVOLUTION UNIFORM COMPONENTS – CLASS "D"

- Shirt, short-sleeved, navy blue, with name and rank patch
- Instructor Insignia
- Trousers, navy blue
- Belt, black, Garrison-style, with appropriate silver buckle
- Socks, black, calf length socks of plain design
- Station boots, leather, black

PRESCRIBED ITEMS (Division of EMS only)

- Hi-vis jacket (*Winter - optional*)

OPTIONAL ITEMS (FIELD EVOLUTION)

- Cotton T-shirt, short-sleeved or sleeveless, in a crew neck, V-neck, scoop neck or tank top style, navy blue in color, under their Class "D" shirt only. The only authorized markings on the authorized navy blue T-shirt are the white CFD Maltese on the front, left chest, and the white "C.F.D." abbreviation on the back of the T-shirt. The authorized T-shirt shall not be worn as an outer garment at any time except during formal rehab or while picking up from an emergency scene (e.g., bedding hose or ladders, etc.).
- Approved collared sweatshirt, navy blue, with appropriate insignia of rank, where required, may be worn year-round over the navy blue, short-sleeved shirt, following roll call. The approved collared sweatshirt, navy blue, may only be altered by replacing the zipper with a full length, black or navy blue zipper, at the member's own expense.
- Hi-vis jacket (*Winter - optional*)
- Scarf, black or navy blue (*Winter - optional*)
- Watch cap, black or navy blue, and shall not be worn inside any structure while not on an emergency response. (*Winter - optional*)
- Baseball cap may be worn (year-round) only in the prescribed manner and shall not be worn inside any structure while not on an emergency response. The baseball cap shall only be worn with the Basic Field Evolution Uniform. When worn, the bill shall face forward only, in the direction of the wearer. The bill shall not be bent or altered in any manner. The only authorized logos on the baseball cap shall be "Chicago Fire Dept." on the front and the Maltese on the back. (See the attached guide.)


XIII. APPROVED UNIFORM ITEMS

May vary due to change in commissary vendors or at the discretion of the Fire Commissioner or designee. (See the attached guide.)

XIV. RESPONSIBILITIES

- A. It is the responsibility of all members to adhere to the Department Uniform and Grooming Regulations as outlined in this Order.
- B. Chief Officers and Company Officers shall be responsible for ensuring compliance with this Order.
- C. Chief Officers and Company Officers shall conduct Company School to ensure that all members are aware of the provisions of this Order.
- D. It is the responsibility of all members to have a thorough knowledge of this Order.

BY ORDER OF:

A handwritten signature in black ink, appearing to read "José A. Santiago", written over a printed name.

José A. Santiago
Fire Commissioner

TO BE READ AT FOUR (4) ROLL CALLS AND POSTED

Distribution: A

***Blank
page***

GENERAL ORDER 15-006

DEPARTMENT UNIFORM AND GROOMING REGULATIONS

Contents

- I. Purpose, *page 1*
 - II. Policy, *page 1*
 - III. Authority, *page 1*
 - IV. Definitions, *page 2*
 - V. Uniform Standards, *page 2*
 - VI. Uniform Periods of Wear, *page 3*
 - VII. Grooming Standards, *page 3*
 - VIII. Uniform Insignia, *page 6*
 - IX. Annual Uniform Inspection, *page 10*
 - X. Prohibitions and Directives, *page 10*
 - XI. Enforcement of Uniform and Grooming Standards, *page 12*
 - XII. Uniform Configurations, *page 12*
 - Class "A" (Alpha) Uniform**
 - Chief Officers, Commanders and Above, *page 12*
 - Captains, Lieutenants and Ambulance Commanders, *page 13*
 - Engineers, Firefighters, Paramedics in Charge and Fire Paramedics, *page 13*
 - Class "B" (Bravo) Uniform**
 - Chief Officers, Commanders and Above, *page 14*
 - Captain, Lieutenants and Ambulance Commanders – Only Non-Platoon, Assigned and Detailed Personnel, including FPB Personnel, *page 15*
 - Engineers, Firefighters, Paramedics in Charge and Fire Paramedics – Only Non-Platoon, Assigned and Detailed Personnel, including FPB Personnel, *page 16*
 - Class "C" (Charlie) Uniform**
 - Chief Officers, Commanders and Above, *page 17*
 - Captains, Lieutenants and Ambulance Commanders, *page 17*
 - Engineers, Firefighters, Paramedics in Charge and Fire Paramedics, *page 18*
 - Class "D" (Delta) Uniform**
 - Captains, Lieutenants, Engineers, Firefighters, Ambulance Commanders, Paramedics in Charge and Fire Paramedics, *page 19*
 - Candidate Firefighter/EMTs, Candidate Firefighter/Paramedics and Candidate Fire Paramedics, *page 20*
 - Training Instructor Uniform**
 - Class "C" (Charlie) and/or Class "D" (Delta)**
 - All ranks, assigned or detailed, below Chief Officer and Commander, *page 21*
 - XIII. Approved Uniform Items, *page 22*
 - XIV. Responsibilities, *page 22*
- Illustrated Guide to Uniform and Grooming Regulations, *attachment***

***Blank
page***




Illustrated Guide to Uniform and Grooming Regulations

September 3, 2015

Blank

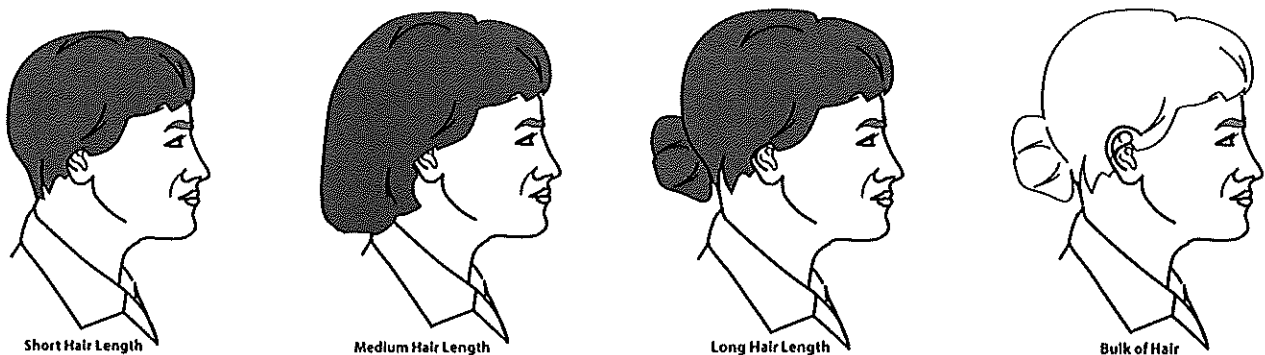
page

MEN PERSONAL APPEARANCE

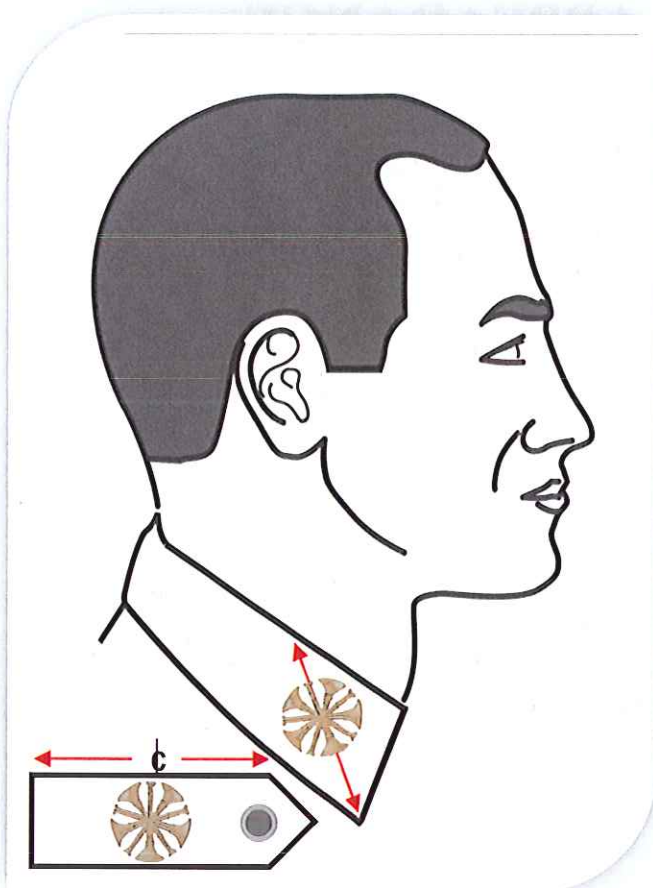


Mustaches are authorized, but shall be kept neat and closely trimmed. A mustache shall not extend below the corners of the upper lip or beyond the outer points of the lips, or be excessively bushy, rolled or curled. The full upper lip shall be visible. The length of a member's mustache hair, fully extended, shall not exceed $\frac{1}{2}$ inch. Handlebar mustaches, goatees, beards or other eccentricities (i.e., hair below the lower lip) are not permitted.

WOMEN PERSONAL APPEARANCE

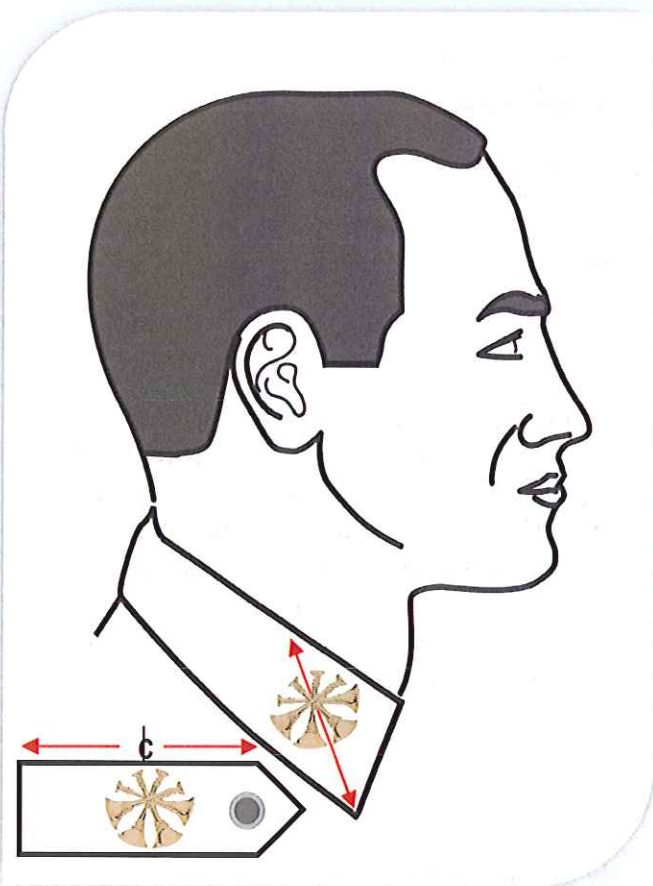


When hair is worn loose and not gathered, it may not touch the bottom edge of the uniform shirt collar. The uniform cap shall fit securely and comfortably around the largest part of the head. Hairstyles which do not allow the uniform cap to be properly worn are prohibited. Hairpins shall not be conspicuous when the uniform cap is worn. Hair clips or ponytail bands shall be neutral in color. When hair is gathered in a ponytail style or a military bun style, it must be pinned up for safety reasons and not allowed to hang down the back. When wearing a fire helmet and/or protective hood, the hair must be totally enclosed within the helmet and/or protective hood. Dyes, tints, bleaches and frostings, which result in natural colors, are authorized. Color changes that detract from a professional image are prohibited.

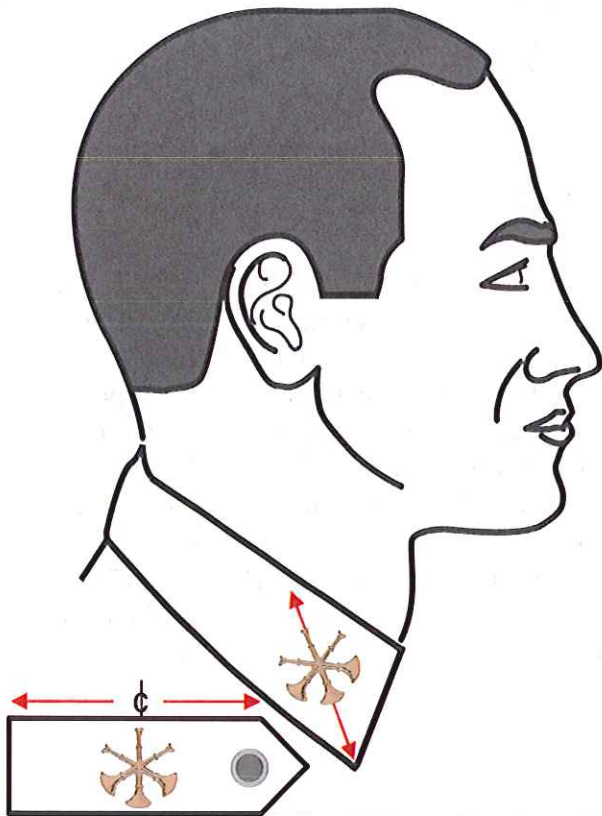


Fire Commissioner, 1st Deputy Fire Commissioner, Deputy Fire Commissioner and Assistant Deputy Fire Commissioner -

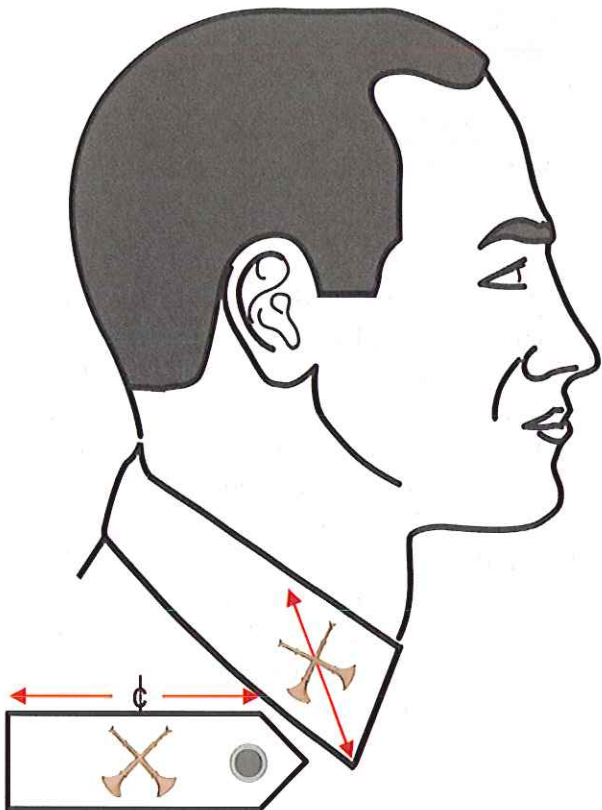
Five (5) gold crossed bugles on each epaulet, collar and uniform cap. ***Epaulets:*** 1¼" bugles are mounted in a circular pattern and shall be centered on the epaulets between the shoulder edge and epaulet button spaced evenly between the epaulet top and bottom, with the bottom of the bugles facing the same direction as the wearer. ***Collars:*** 5/8" bugles mounted in a circular pattern shall be worn on the shirt collars 1" from the front leading edge of the collar to the center of the bugles and 1" from the bottom of the collar to the center of the bugles.




District Chief - Four (4) gold crossed bugles on each epaulet, collar and uniform cap. ***Epaulets:*** 1¼" bugles are mounted in a circular pattern and shall be centered on the epaulets between the shoulder edge and epaulet button spaced evenly between the epaulet top and bottom, with the bottom of the bugles facing the same direction as the wearer. ***Collars:*** 5/8" bugles mounted in a circular pattern shall be worn on the shirt collars 1" from the front leading edge of the collar to the center of the bugles and 1" from the bottom of the collar to the center of the bugles.



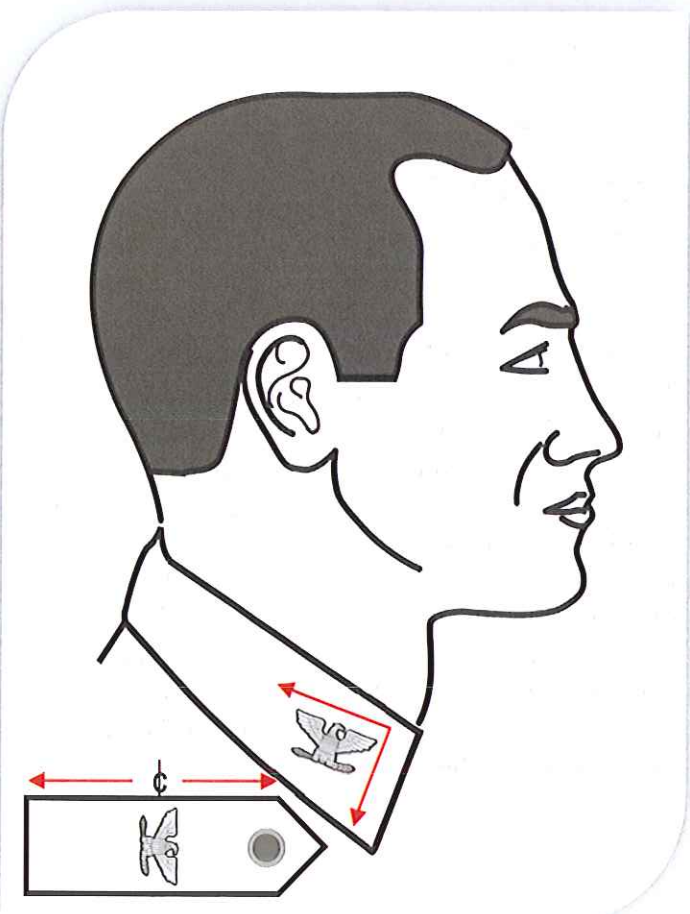
Deputy District Chief and Assistant Deputy Chief Paramedic - Three (3) gold crossed bugles on each epaulet, collar and uniform cap. ***Epaulets:*** 1¼" bugles are mounted in a circular pattern and shall be centered on the epaulets between the shoulder edge and epaulet button spaced evenly between the epaulet top and bottom, with the bottom of the bugles facing the same direction as the wearer. ***Collars:*** 5/8" bugles mounted in a circular pattern shall be worn on the shirt collars 1" from the front leading edge of the collar to the center of the bugles and 1" from the bottom of the collar to the center of the bugles.



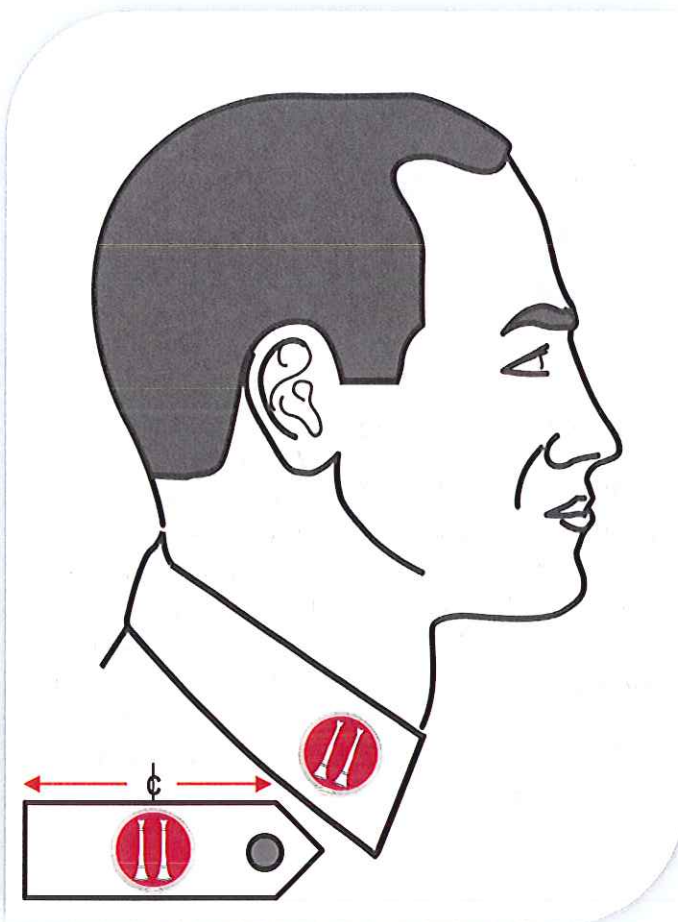
Battalion Chief and Paramedic Field Chief - Two (2) gold crossed bugles on each epaulet, collar and uniform cap. ***Epaulets:*** 1¼" bugles shall be centered on the epaulets between the shoulder edge and epaulet button spaced evenly between the epaulet top and bottom, with the bottom of the bugles facing the same direction as the wearer. ***Collars:*** 5/8" bugles shall be worn on the shirt collars 1" from the front leading edge of the collar to the center of the bugles and 1" from the bottom of the collar to the center of the bugles.



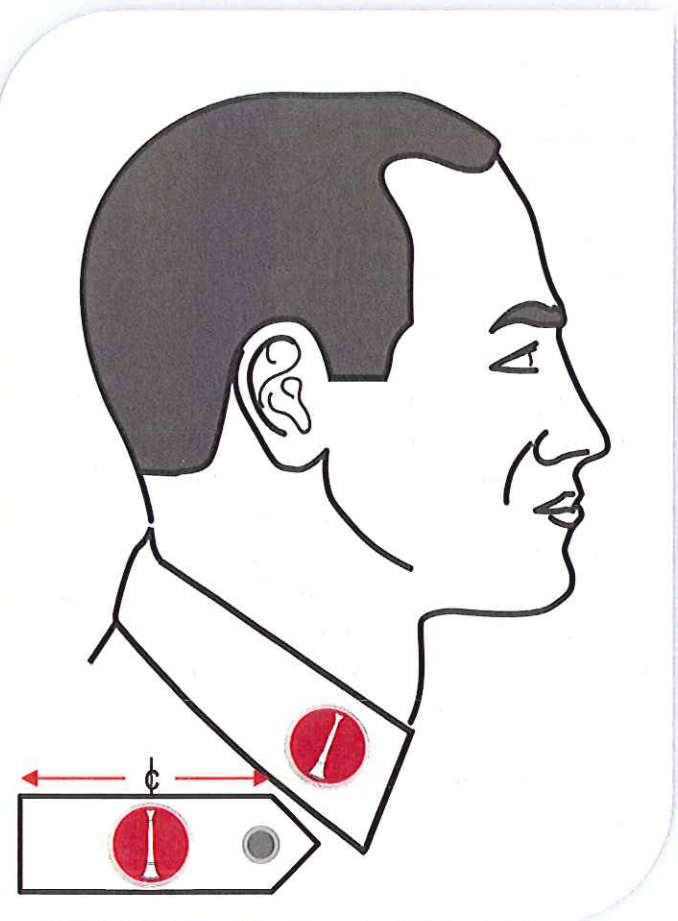
Commander and Chief Pilot - Gold eagle on each epaulet and collar, and two (2) gold crossed bugles on uniform cap. **Epaulets:** $\frac{3}{4}$ " x $1\frac{1}{2}$ " eagle shall be centered on the epaulets between the shoulder edge and epaulet button spaced evenly between the epaulet top and bottom, with the head of the eagle pointing toward the epaulet button. **Collars:** $\frac{1}{2}$ " x 1" eagle shall be worn on the shirt collars 1" from the front leading edge of the collar to the center of the eagle and 1" from the bottom of the collar to the center of the eagle.



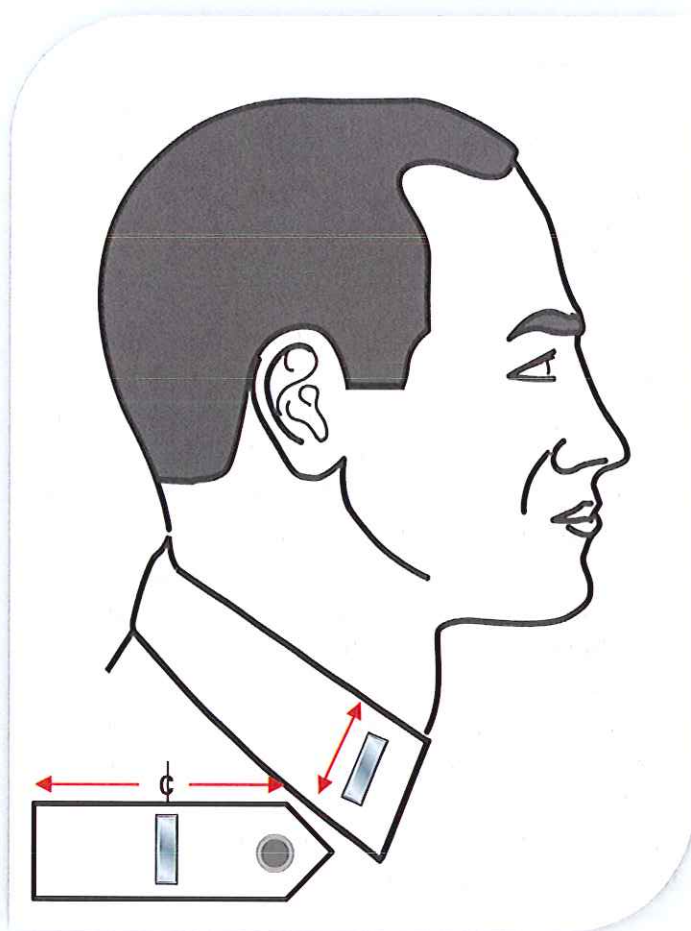
Executive Assistant - Silver eagle on each epaulet and collar and two (2) silver crossed bugles on uniform cap. **Epaulets:** $\frac{3}{4}$ " x $1\frac{1}{2}$ " eagle shall be centered on the epaulets between the shoulder edge and epaulet button spaced evenly between the epaulet top and bottom, with the head of the eagle pointing toward the epaulet button. **Collars:** $\frac{1}{2}$ " x 1" eagle shall be worn on the shirt collars 1" from the front leading edge of the collar to the center of the eagle and 1" from the bottom of the collar to the center of the eagle.



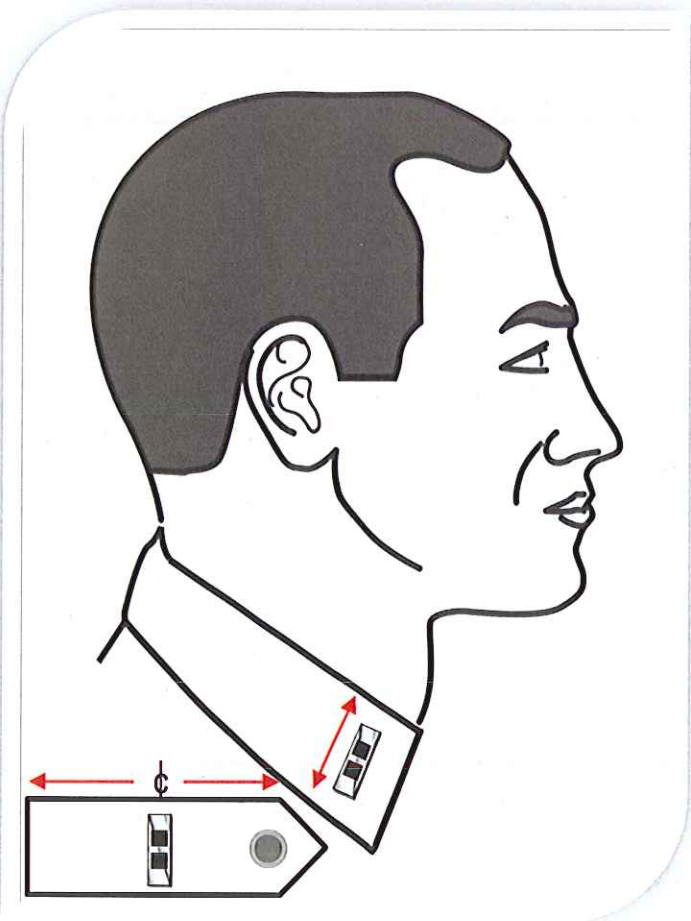
Captain - Two (2) vertical silver bugles mounted on a circular, red enamel disk on each epaulet and collar, and two silver bugles on uniform cap. **Epaulets:** 5/8" bugle insignia shall be centered on the epaulets between the shoulder edge and epaulet button spaced evenly between the epaulet top and bottom, with the bottom of the bugles facing the same direction as the wearer. **Collars:** 5/8" bugle insignia shall be worn on the shirt collars 1" from the front leading edge of the collar to the center of the bugle insignia and 1" from the bottom of the collar to the center of the bugle insignia with the bugles running parallel to the front leading edge of the collar. **Cap:** The bugles on the cap shall be pointing down.



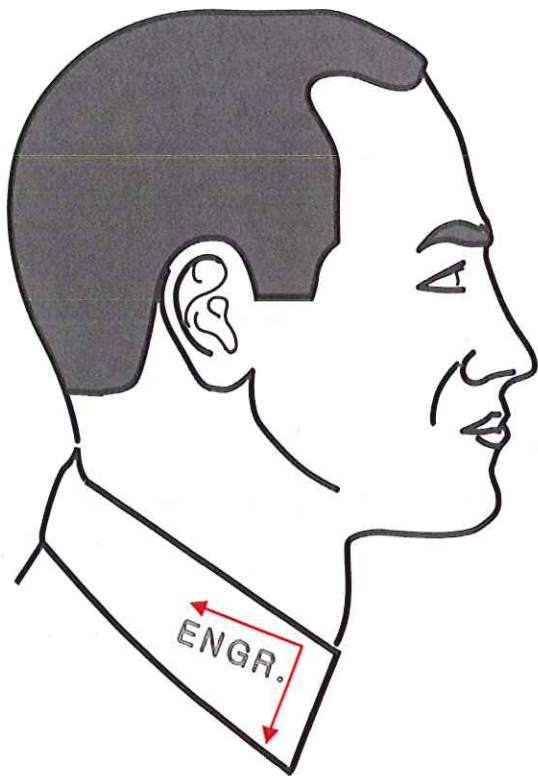
Lieutenant - Horizontal silver bugle on a red enamel background on each epaulet and collar and one (1) silver bugle on the uniform cap. **Epaulets:** 5/8" bugle insignia shall be centered on the epaulets between the shoulder edge and epaulet button spaced evenly between the epaulet top and bottom, with the bottom of the bugle facing the same direction as the wearer. **Collars:** 5/8" bugle insignia shall be worn on the shirt collars 1" from the front leading edge of the collar to the center of the bugle insignia and 1" from the bottom of the collar to the center of the bugle insignia with the bugle running parallel to the front leading edge of the collar. **Cap:** The bugle (the wider end of the bugle) on uniform caps shall be pointing toward the wearer's right.



Ambulance Commander - Silver bar on each epaulet and collar. ***Epaulets:*** The bar shall be centered on the epaulets between the shoulder edge and epaulet button spaced evenly between the epaulet top and bottom, with the bottom of the bar facing the same direction as the wearer. ***Collars:*** The silver bar shall be worn parallel to the front leading edge of the collar 1" from the front leading edge of the collar to the center of the bar and 1" from the bottom of the collar to the center of the bar.



Paramedic-in-Charge - Silver bar broken by two (2) black squares on each epaulet and collar. ***Epaulets:*** The bar shall be centered on the epaulets between the shoulder edge and epaulet button spaced evenly between the epaulet top and bottom, with the bottom of the bar facing the same direction as the wearer. ***Collars:*** The silver bar shall be worn parallel to the front leading edge of the collar 1" from the front leading edge of the collar to the center of the bar and 1" from the bottom of the collar to the center of the bar.

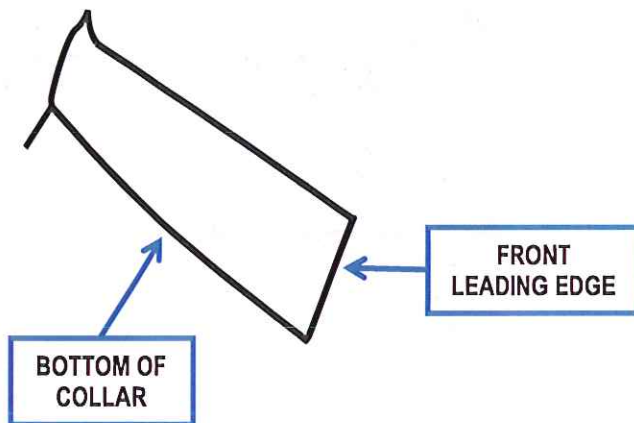
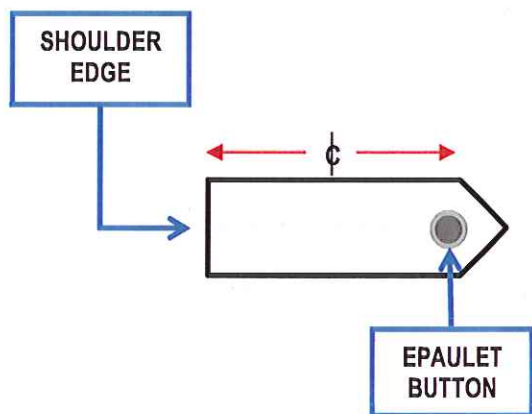


Engineer - Silver letter "ENGR." insignia on each collar. The silver letter "ENGR." insignia shall be worn at a 90 degree angle to the front leading edge of the collar and 1½" from the front leading edge of the collar to the center of the "ENGR." insignia and 1½" from the bottom of the collar to the center of the "ENGR." insignia.




Firefighter

Paramedic



AUTHORIZED PATCHES



Asst. Deputy Chief Paramedic, District Chief, 1st DFC & Fire Commissioner round patches are not shown.

AUTHORIZED UNION INSIGNIA



APPROVED OPTIONAL BASEBALL CAP



HELMETS/SHIELDS/DESIGNATORS



Chief Officer/Commander



EMS Chief Officer/Commander



Captain



Captain/Paramedic



Lieutenant



Lieutenant/Paramedic



Captain Hazmat

HELMETS/SHIELDS/DESIGNATORS



Lieutenant Hazmat



Executive Assistant/Engineer/Firefighter



Executive Assistant/Engineer/Firefighter
Paramedic



Firefighter Hazmat



Candidate Paramedic




Candidate Firefighter



Single Role Paramedic

HELMETS/SHIELDS/DESIGNATORS



Helmet Goggles



Commissioner



1st Deputy
Fire Commissioner



Deputy Fire
Commissioner



Assistant Deputy
Fire Commissioner



District Chief



Deputy
District Chief



Assistant Deputy
Chief Paramedic



Battalion Chief



Paramedic
Field Chief



Commander




Executive Assistant

Sample Helmet Designators



HELMETS/SHIELDS/DESIGNATORS



Helmet Googles



Captain



Lieutenant



Engineer



Firefighter



Ambulance
Commander



Paramedic in Charge



Paramedic



Candidate Orange
Helmet Trapezoid



Lime Yellow
Helmet Trapezoid



Paramedic
Star of Life

HI-VIS JACKET



SWEATSHIRT



V-NECK SWEATER



T-SHIRT



(Front Side)



(Back Side)

APPROVED FOOT WEAR

STATION BOOTS



DRESS SHOES



Pictures are for illustration only and not to scale

AFFI HONOR GUARD

(Associated Fire Fighters of Illinois)



Fourragere (Shoulder Cord)

CFD HONOR GUARD



Fourragere (Shoulder Cord)



Uniform Pants

DRILL INSTRUCTOR COVER AND DEVICE



INSTRUCTOR INSIGNIA



INSTRUCTOR NAME TAG (WHITE)



Blank

page

**Chicago Fire Department
Uniform Inventory Allowances**

CLASS A DRESS UNIFORM	Chief Officers, Commanders and above	Captain, Lieutenant & Amb. Commander	Engineers & Paramedic in Charge	Firefighters & Paramedics
Dress Blouse	1	1	1	1
Dress Trousers (55/45)	1	1	1	1
Dress Over Coat	1	1	1	1
Uniform Cap	1	1	1	1
Cap Device	1	1	HR	HR
Name Tag (Silver/Gold)	1	1	1	1
Black Tie (M/F)	1	1	1	1
White Gloves	1	1	1	1
Belt	1	1	1	1
Collar Insignia - Chief	3 sets	0	0	0
Collar Insignia - Officer	0	3 sets	0	0
Collar Insignia - Engr & PIC	0	0	1 set	0
Over Coat Insignia	1 set	1 set	1 set (PIC)	0
Dress Shirt - Blue S/S	0	0	0	1
Dress Shirt - Blue L/S	0	0	0	1
Dress Shirt - White S/S	1	1	1	0
Dress Shirt - White L/S	1	1	1	0
Dress Shoes	1	1	1	1
Trench Rain Coat (Chief & FPB)	1 (FPB)	0 (FPB)	0 (FPB)	0 (FPB)
Uniform Badge	HR	HR	HR	HR
Award Ribbons	HR	HR	HR	HR

HR = Human Resources Distributes

Revised September 3, 2015

**Chicago Fire Department
Uniform Inventory Allowances**

CLASS B MODIFIED DRESS UNIFORM Chief Officers, Platoon #5, Fire Prevention	Chief Officers, Commanders and above	Captain, Lieutenant & Amb. Commander	Engineers, Firefighter, Paramedic in Charge & Paramedics	Firefighters & Paramedics	Instructor
	NEW ISSUE				
Modified Dress Pants (55/45 blend)	2	2	2	2	2
Modified Dress Jacket	1	0	0	0	
ITEMS BELOW ARE ITEMS ISSUED IN ADDITION TO YOUR CLASS A INVENTORY					
Dress Shirts White S/S	3	3	3	3	3
Dress Shirts White L/S	3	3	3	3	
ITEMS BELOW SHALL BE WORN WITH YOUR MODIFIED DRESS UNIFORM FROM YOUR CLASS A INVENTORY					
Belt	1	1	1	1	
Dress Shoes	1	1	1	1	
Tie M/F	1	1	1	1	
Name Tag (Silver / Gold)	1	1	1	1	
Name Tag (White)					1
Collar Insignia - Chief	3 sets	0	0	0	
Collar Insignia - Capt, Lt, AC & PIC	0	3 sets	0	0	
Collar Insignia - Engr & PIC	0	0	1 set	0	
Collar Insignia - Training Instructor					1 set
Over Coat Insignia - Chief	1	0	0	0	
Uniform Cap	1	1	1	1	
Campaign Cap & Cap Device					1
Optional - Purchased by Member					
Cap Device	1	1 (AC-HR)	HR	HR	
Trench Rain Coat	Chiefs & FPB	FPB	FPB	FPB	
Uniform Badge	HR	HR	HR	HR	

Revised September 3, 2015

Chicago Fire Department
Uniform Inventory Allowances

CLASS C STATIONWARE UNIFORM	Chief Officers, Commanders and above	Captain, Lieutenant & Amb. Commander	Engineers, Paramedic in Charge & Paramedics	Firefighters & Paramedics
Work Shirt with Name, Rank	0	0	0	2
Work Shirt with Name, Rank, Collar Insignia	0	2	2	0
Work Pants	0	2	2	2
Station Boots	0	1	1	1
ITEMS BELOW SHALL BE WORN WITH YOUR STATIONWARE UNIFORM FROM YOUR CLASS A INVENTORY				
Belt	0	1	1	1

Revised September 3, 2015

**Chicago Fire Department
Uniform Inventory Allowances**

CLASS D PROTECTIVE CLOTHING	Chief Officers, Commanders and above	Captain & Lieutenant	Engineers & Firefighter	EMS MEMBERS
Fire Helmet, White	1	0	0	0
Fire Helmet, Black	0	1	1	1
Helmet Shield	1	1	1	1
Safety Goggles	1	1	1	1
Truckman's Belt	1	1	1	0
Flash Light	1	1	1	0
Gloves	2 Pair	2 Pair	2 Pair	1 Pair
Accountability Tags	2	2	2	2
Webbing w/ Carbiner	1	1	1	0
High Visibility (Hi-Vis) Jacket	0	0	0	1
Fire Boots (1 Leather & 1 Rubber)	2	2	2	0
Bunker Coat	1	1	1	0
Bunker Pants	2	2	2	0
Suspenders	2	2	2	2
APR	1	1	1	1
SCBA Mask	1	1	1	1
SCBA Pouch	1	1	1	1
Protective Hood	2	2	2	2
N95 Respirator	1	1	1	1

Revised September 3, 2015